

MAP Accelerator: introduction for families

This school year, your child will be using MAP Accelerator as part of their math class. MAP Accelerator is an instructional tool that provides a personalized learning pathway for every learner based on their results on the MAP Growth exam.

Here are a few important things to know about MAP Accelerator:

- 1. It meets your child where they are.** On MAP Accelerator, your child may be working on content from a variety of different levels. It's designed to start at a different place for everyone based on MAP Growth results.
- 2. It provides practice problems, instant feedback, and support when stuck.** Within each instructional pathway, your child will work on practice problems with immediate feedback and fun celebrations of progress. If confused, learners can ask their teacher for help or access hints, instructional articles, and videos on MAP Accelerator.
- 3. It requires only a portion of instructional time.** MAP Accelerator is intended for 30+ minutes of active student learning per week. *Note: This schedule may vary slightly by district and school.*
- 4. It was created by two nonprofits.** MAP Accelerator was created by NWEA and Khan Academy, two national education nonprofits. For more information on each organization, please visit nwea.org or khanacademy.org.

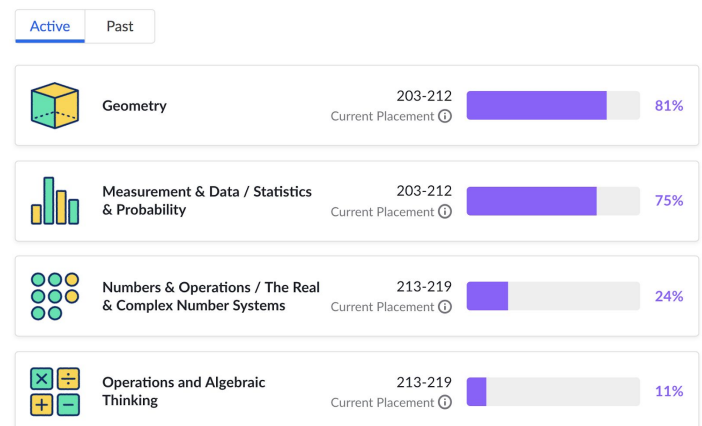
How can you learn more?

Check in with your child by asking, "How are things going on MAP Accelerator?" You can also ask them to log in to MAP Accelerator on a device at home and let you view and celebrate their progress.

Note: The image to the right is an example of the student homepage, and the purple bars represent all the progress made so far.

My MAP Accelerator

map Accelerator



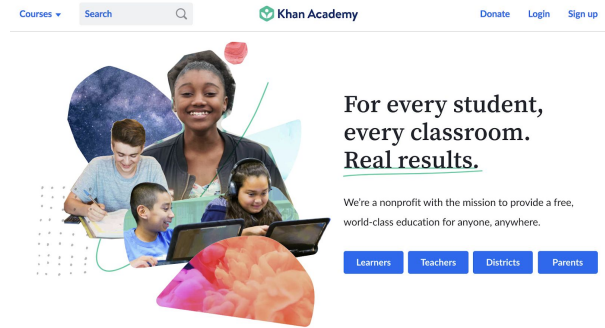
If you have questions, reach out to your child's math teacher. You can also create a parent account on Khan Academy. Instructions are on the following page.

Instructions to create Khan Academy parent accounts and monitor progress

1. **Create a parent account at khanacademy.org.**

You can sign in automatically with a Google or Facebook account.

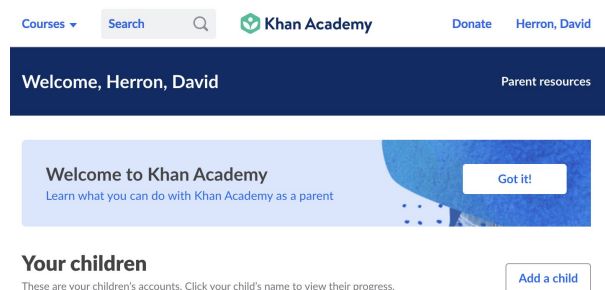
Or, you can sign up with an email, name and password.



2. **Add your child.** On the logged-in parent homepage, click the button to “Add a child.”

Instead of entering in a birthdate, click “My child already has an account.”

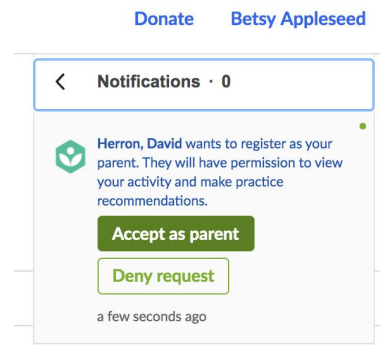
Type in your child’s school email, which will be associated with their MAP Accelerator account.



3. **Ask your child to confirm you as a parent on their account.**

Your child can click their name in the top-right corner of the web version of MAP Accelerator to view notifications.

Your child must select “Accept as parent” in order for you to view their data.



4. **Monitor progress of your child.**

The progress report will show total learning minutes, and a list of recent activities and performance. You can filter by time period or type of content (practice, unit test, video, etc.)

For more information, click the link on the parent dashboard titled “Parent resources”. If you have technical difficulties, go to khanacademy.zendesk.com/hc/en-us

